



**Aimee Xia 夏林敏**  
Marketing Manager

ZHEJIANG ANTBOX FURNITURE CO.,LTD.  
浙江蚂蚁盒子家居用品有限公司

Address: No.69 and 71,Fenghuang Avenue,Fenghuangshan Industrial Zone, Tongqin, Wuyi, Jinhua, Zhejiang,China

Cell:0086-186 5796 6289  
Email:aimee@antboxstorage.com  
Web:https://antboxhomeware.com/



# PRODUCT MANUAL



ZHEJIANG ANTBOX FURNITURE CO..LTD

ADD:No.69 and 71 Fenghuang Avenue, Fenghuangshan Industrial Zone.  
Tongqin Town, Wuyi County, Jinhua City, Zhejiang Province

# FACTORY INTRODUCTION

New Factory

Covering an area of approximately 33000 square meters



New Production Base (Since Sept 2024): Spanning a site area of 34,946m<sup>2</sup> with a massive total construction area of 85,570m<sup>2</sup> —equivalent to the size of 12 standard football pitches. This expansion significantly scales up our manufacturing capacity to meet growing global demands.

ZHEJIANG ANTBOX FURNITURE CO.,LTD  
ZHEJIANG ZENPE INDUSTRY AND TRADE CO.,LTD deeply engaged in plastic home storage products for ten years.

As an experienced processing and manufacturing factory, many of its best-selling products have received widespread praise. Later in 2020, he switched to independent innovation and research and development, and formed a team to overcome industry bottlenecks.

The brand new "integrated installation free" series of patented products such as wardrobes and shoe cabinets quickly opened up the market in China and sold well. Since then, "installation free" storage has provided a more relaxed and convenient living solution for thousands of households in China.

## COMPANY PROFILE

## EQUIPMENT DISPLAY



### No.1 90 patent authorizations, domestic and foreign trademarks

▼ 90 ant box utility model patents have been granted



▼ 50 Ant Box trademarks have been obtained

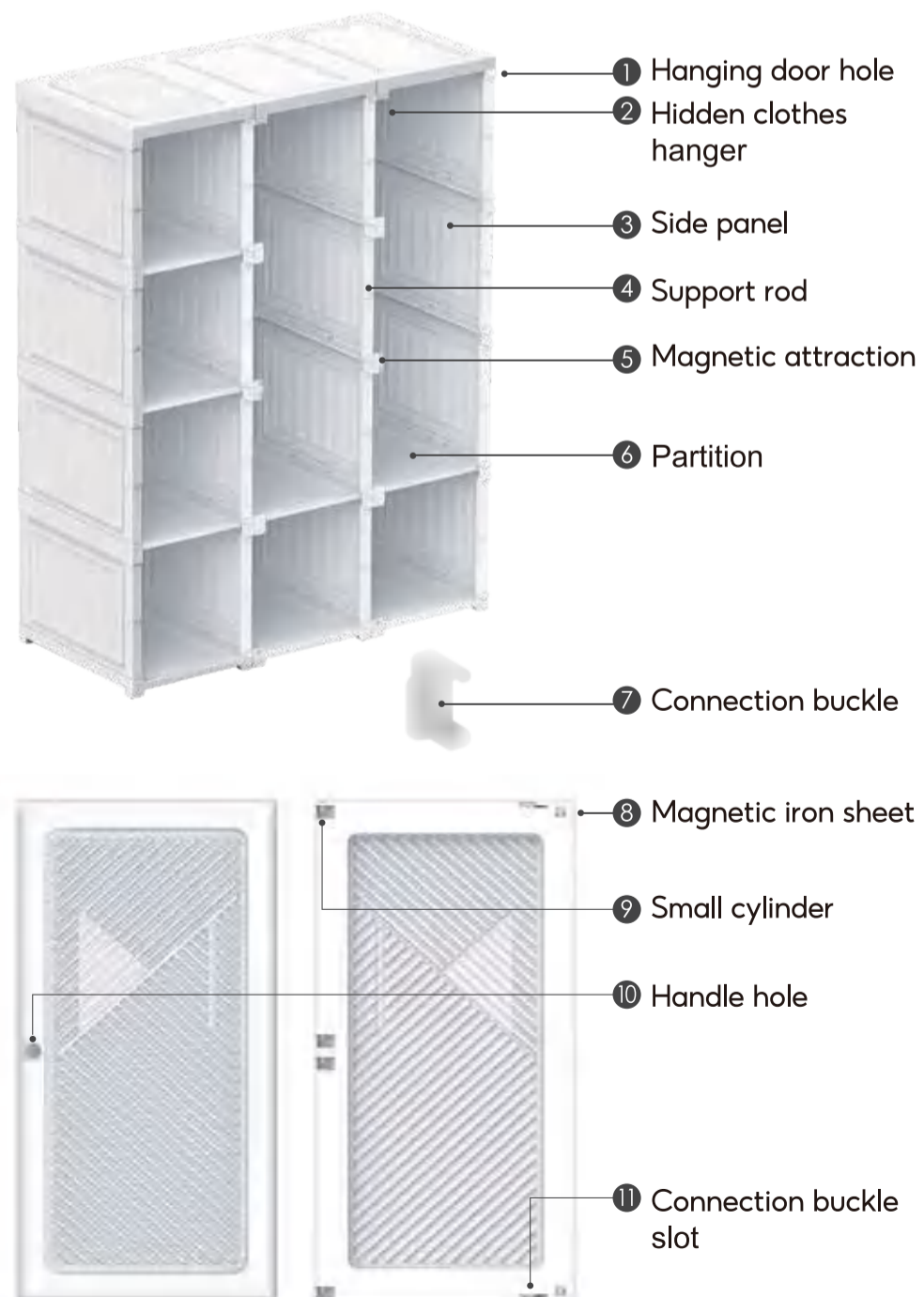


### No.2 Advanced and large-scale production equipment





## PRODUCT PARTS DISPLAY



## INSTALLATION INSTRUCTINS


### 01 /The first step

Open the package take out the cabinet and door panel



### 02 /The two step

Lay down and extend the cabinet. Clap the side plate and back plate tightly




### 03 /The third step

Fasten the buttons in turn





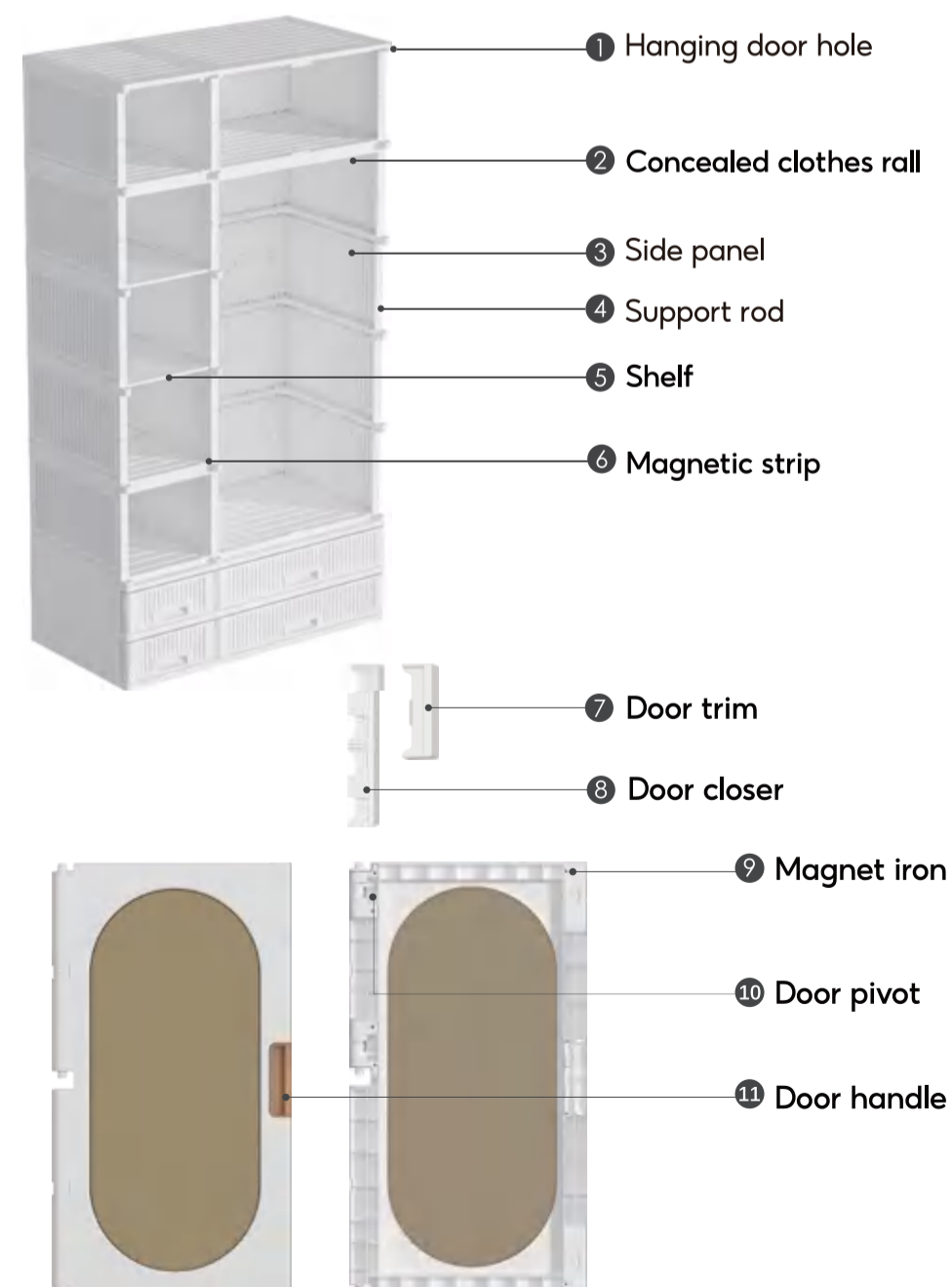
Model No.	CN Name	Unfold Size (cm)	Folded Size	Carton Size	N.W	G.W	20'FT	40'HQ
W6-D4-H1 W6-D4-HN	6格4门1挂 6格4门全格子	69*50*104	69*50*18.8	70.8*28.3*52	9 9.74	11.3 11.56	270	655
W8-D6-H1 W8-D6-HN	8格6门1挂 8格6门全格子	69*50*136	69*50*23.8	70.8*35.8*52	12.4 12.57	14 14.35	215	515
W9-D6-H1 W9-D6-HN	9格6门1挂 9格6门全格子	104*50*104	104*50*18.8	105.5*28.3*52	15 15.31	16 16.31	180	440
W10-D8-H1 W10-D8-NH	10格6门1挂 10格6门全格子	69*50*170	69*50*28.8	70.8*43*52	15.12 15.52	17 17.54	180	430
W12-D8-H2 W12-D8-NH	12格8门2挂 12格8门全格子	104*50*136	104*50*23.8	105.5*35.8*52	17.67 19.15	20.01 21.49	145	350
W15-D11-H2 W15-D11-NH	15格11门2挂 15格11门全格子	104*50*170	104*50*28.8	105.5*43*52	21.8 22.54	24.5 25.24	120	290




Model No.	CN Name	Unfold Size (cm)	Folded Size	Carton Size	N.W	G.W	20'FT	40'HQ
WT6-D4-H1 WT6-D4-HN	6格4门1挂 6格4门全格子	69*50*104	69*50*18.8	70.8*28.3*52	9 9.74	11.3 11.56	270	655
WT8-D6-H1 WT8-D6-HN	8格6门1挂 8格6门全格子	69*50*136	69*50*23.8	70.8*35.8*52	12.4 12.57	14 14.35	215	515
WT9-D6-H1 WT9-D6-HN	9格6门1挂 9格6门全格子	104*50*104	104*50*18.8	105.5*28.3*52	14.31	15.49	180	440
WT10-D6-H1 WT10-D6-NH	10格6门1挂 10格6门全格子	69*50*170	69*50*28.8	70.8*43*52	15.12 15.52	17 17.54	180	430
WT12-D8-H2 WT12-D8-NH	12格8门2挂 12格8门全格子	104*50*136	104*50*23.8	105.5*35.8*52	17.67 19.15	20.01 21.49	145	350
WT15-D9-H3 WT15-D9-NH	15格9门3挂 15格9门全格子	104*50*170	104*50*28.8	105.5*46*52	21.8 22.54	24.5 25.24	120	290



## PRODUCT PARTS DISPLAY



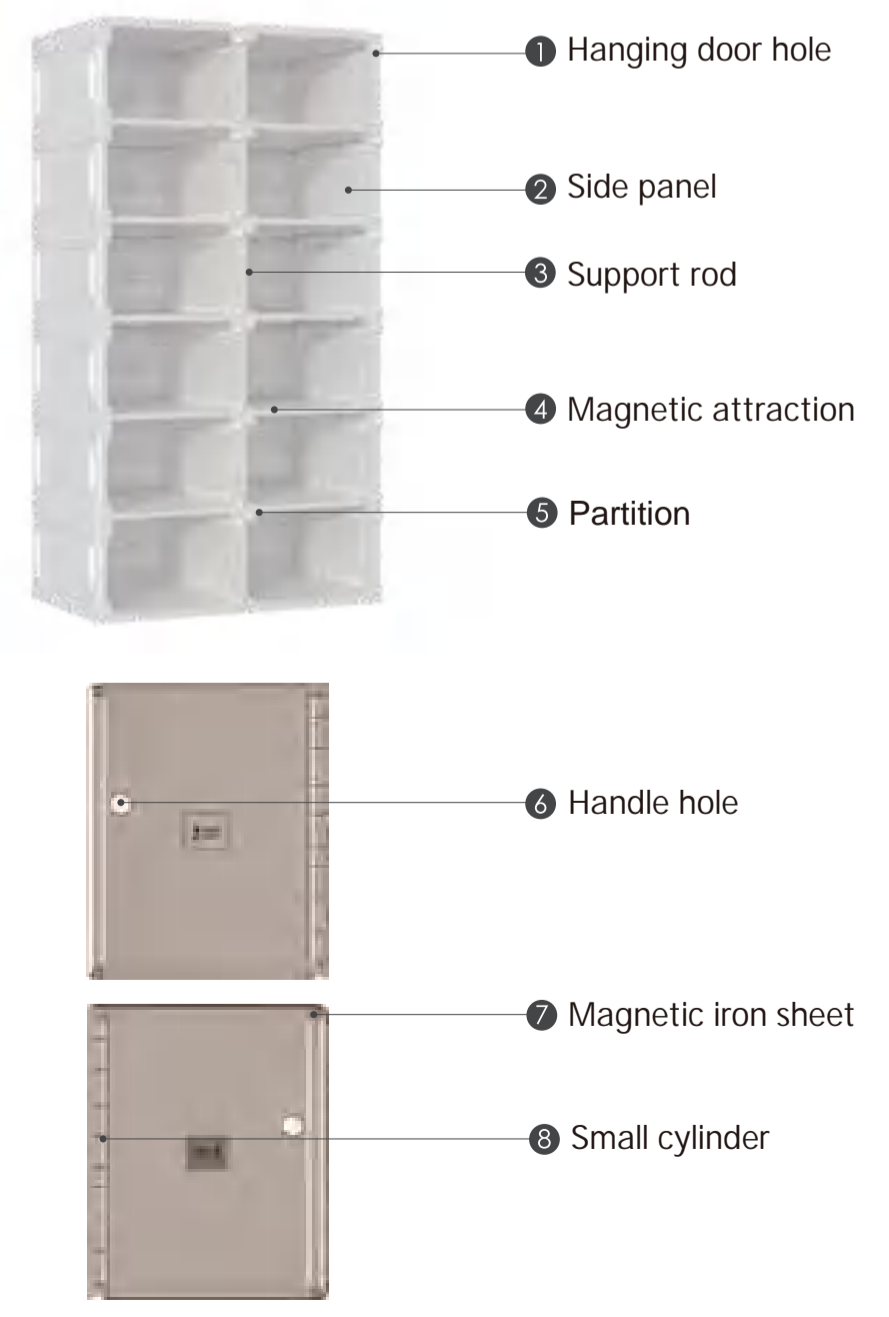
## INSTALLATION INSTRUCTINS



Model No.	CN Name	Folded Size	Unfold Size (cm)	Carton Size	N.W	G.W	20'FT	40'HQ
FRWTS2L3H1D4C2	两列三层一挂两屉	71*55*54	71*55*134	78.5*61.5*57	18.7	21.3	102	247
FRWTS2L4H1D4C2G1	两列四层短挂两屉	71*55*59	71*55*166	78.5*66.5*57	22	24.7	94	229
FRWTS2L4H1D4C2	两列四层长挂两屉	71*55*59	71*55*166	78.5*66.5*57	21.3	24.1	94	229
FRWTS2L5H1D6C1G1	两列五层一挂一屉	71*55*47	71*55*181	78.5*54.5*57	20.8	23.6	115	279
FRWTS2L5H1D6C2G1	两列五层一挂两屉	71*55*64	71*55*198	78.5*71.5*57	25	27.8	88	213
FRWTS3L5H1D9C4G6	三列五层一挂四屉	106.5*55*64	106.5*55*198	114*71.5*57	36.3	39.8	60	146
FRWTS3L5H2D9C4G3	三列五层两挂四屉	106.5*55*64	106.5*55*198	114*71.5*57	35.7	39	60	146
FRWTS3L4H2D6G1	三列四层长挂四屉	106.5*55*59	106.5*55*166	114*66.5*57	30.7	33.8	65	157
FRWTS3L4H2D6C4G2	三列四层短挂四屉	106.5*55*59	106.5*55*166	114*66.5*57	31.4	34.5	65	157
FRWTS3L3H2D6C4	三列三层两挂四屉	106.5*55*54	106.5*55*134	114*61.5*57	26.8	29.6	70	170



**PRODUCT PARTS DISPLAY**



**INSTALLATION INSTRUCTINS**






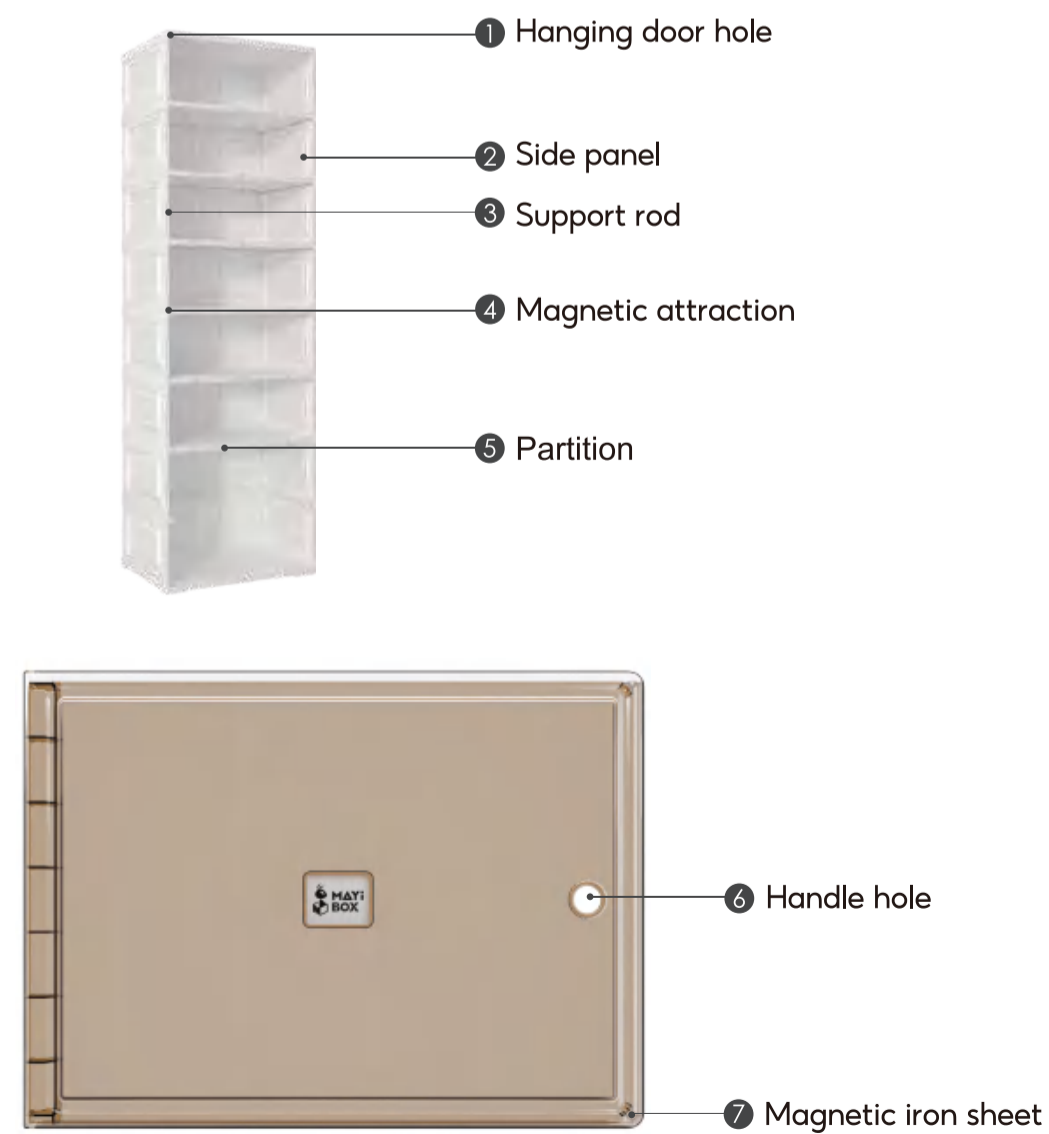
Model No.	CN Name	Unfold Size (cm)	Folded Size	Carton Size	N.W	G.W	20'FT	40'HQ
S1-S2-D1	1列2层1门(2格)	27*34*33	27*34*12	36*28*16	1.6	2	1736	4216
S1-S4-D2	1列4层2门(4格)	27*34*67	27*34*21.8	35*28*29	3.26	3.59	985	2392
S1-S6-D3	1列6层3门(6格)	27*34*99	27*34*31.5	35*28*40	4.21	5.02	714	1734
S1-S8-D4	1列8层4门(8格)	27*34*132	27*34*41	35*28*51.5	5.55	6.6	554	1347
S1-S10-D5	1列10层5门(10格)	827*34*164	27*34*50.8	35*28*63	6.83	7.95	453	1101
S2-S8-D4	2列4层4门(8格)	53*34*67	53*34*21.8	54.5*35*29	4.72	6.2	506	1229
S2-S12-D6	2列6层6门(12格)	53*34*99	53*34*31.5	54.5*35*40	7.18	8.7	366	891
S2-S16-D8	2列8层8门(16格)	53*34*132	53*34*41	54.5*35*51.5	9.45	11.2	285	692
S2-S20-D10	2列10层10门(20格)	53*34*164	53*34*50.8	54.5*35*63	11.37	13.5	232	565



Model No.	CN Name	Unfold Size (cm)	Folded Size	Carton Size	N.W	G.W	20'FT	40'HQ
ST2-D4 ST2-D4 (C)	2列4层4门(8格)	53*34*67	53*34*21.8	54.5*35*29	4.72	6.2	506	1229
ST2-D6 ST2-D6 (C)	2列6层6门(12格)	53*34*99	53*34*31.5	54.5*35*40	7.18	8.7	366	891
ST2-D8 ST2-D8 (C)	2列8层8门(16格)	53*34*132	53*34*41	54.5*35*51.5	9.45	11.2	285	692
ST2-D10 ST2-D10 (C)	2列10层10门(20格)	53*34*164	53*34*50.8	54.5*35*63	11.37	13.5	232	565



## PRODUCT PARTS DISPLAY



## INSTALLATION INSTRUCTINS

### NO.1

Open the package take out the cabinet and door panel




### NO.2

Lay down and extend the cabinet. Clap the side plate and back plate tightly




### NO.3

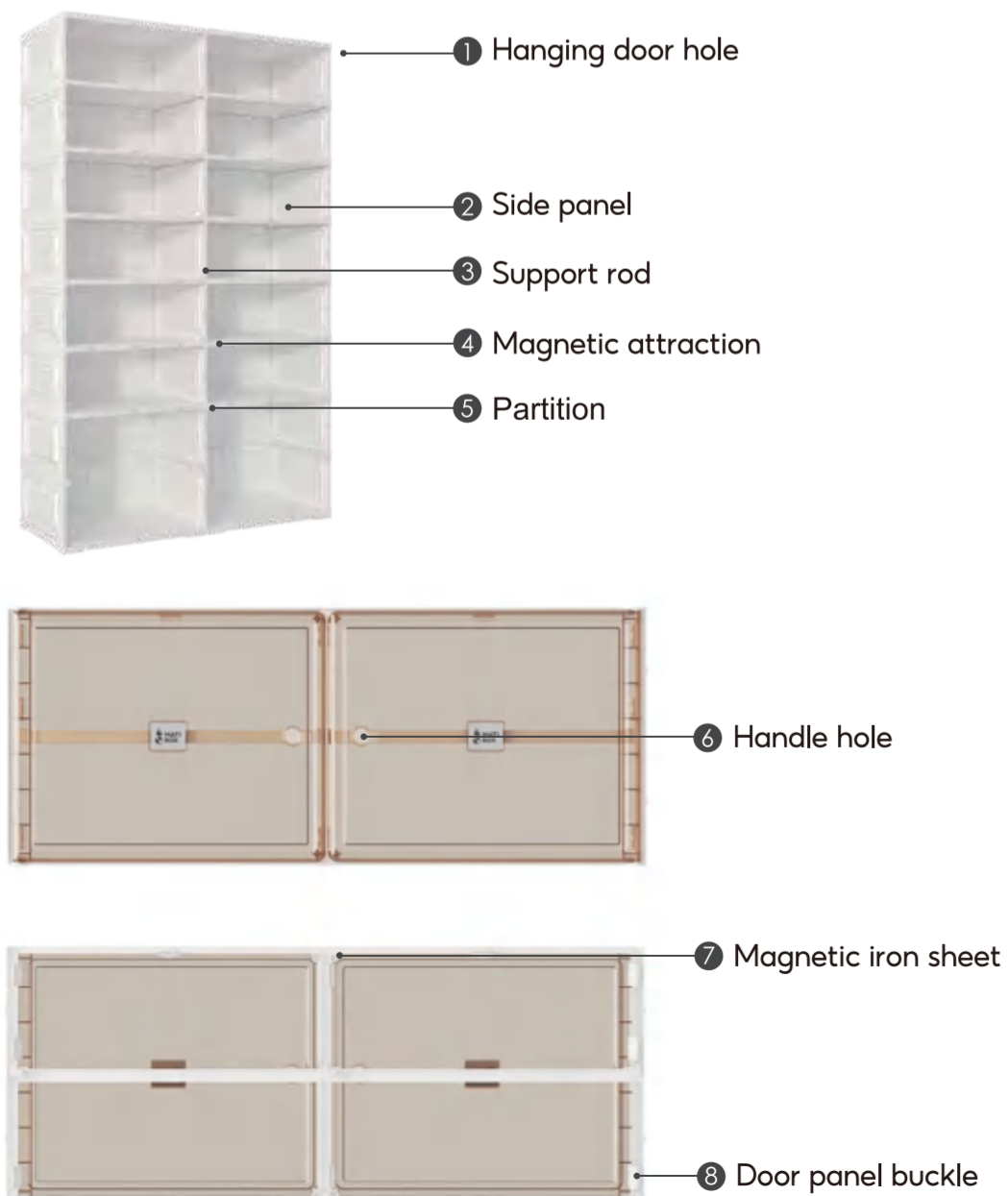
Fasten the buttons in turn



Model No.	CN Name	Folded Size	Unfold Size (cm)	Carton Size	N.W	G.W	20'FT	40'HQ
25WSC1-S3-D2	25款单列鞋柜 1列3层2门A(3格)	46*32*13.2	47*33.5*70	48*36*19.5	3.6	4.5	831	2018
25WSC1-S4-D2	25款单列鞋柜 1列4层2门A(4格)	46*32*13.2	47*33.5*70	48*36*19.5	3.8	4.7	831	2018
25WSC1-S5-D3	25款单列鞋柜 1列5层3门A(5格)	46*32*18.7	47*33.5*104	48*36*27.5	5.3	6.5	589	1431
25WSC1-S6-D3	25款单列鞋柜 1列6层3门A(6格)	46*32*18.7	47*33.5*104	48*36*27.5	5.5	6.7	589	1431
25WSC1-S7-D4	25款单列鞋柜 1列7层4门A(7格)	46*32*24	47*33.5*138	48*36*35.5	6.9	8.5	456	1109
25WSC1-S8-D4	25款单列鞋柜 1列8层4门A(8格)	46*32*24	47*33.5*138	48*36*35.5	7.1	8.7	456	1109
25WSC1-S9-D5	25款单列鞋柜 1列9层5门A(9格)	46*32*29.5	47*33.5*172	48*36*43.5	8.7	10.3	372	905
25WSC1-S10-D5	25款单列鞋柜 1列10层5门A(10格)	46*32*29.5	47*33.5*172	48*36*43.5	8.9	10.5	372	905



## PRODUCT PARTS DISPLAY



## INSTALLATION INSTRUCTINS

### NO.1

Open the package take out the cabinet and door panel



### NO.2

Lay down and extend the cabinet. Clap the side plate and back plate tightly



### NO.3

Fasten the buttons in turn





XSC2-D4B

XSC2-D4A

XSC2-D6B

XSC2-D6A



XSC2-D8B

XSC2-D8A

XSC2-D10B

XSC2-D10A

Model No.	CN Name	Folded Size	Unfold Size (cm)	Carton Size	N.W	G.W	20'FT	40'HQ
XSC2-D4B	25款2列4门B(6格)	84*32*13.2	85*34*70	89.5*37.5*19.5	6.9	8.3	428	1039
XSC2-D4A	25款2列4门A(8格)	84*32*13.2	85*34*70	89.5*37.5*19.5	7.3	8.7	428	1039
XSC2-D6B	25款2列6门B(10格)	84*32*18.7	85*34*104	89.5*37.5*27.5	10	11.75	303	737
XSC2-D6A	25款2列6门A(12格)	84*32*18.7	85*34*104	89.5*37.5*27.5	10.45	12.15	303	737
XSC2-D8B	25款2列8门B(14格)	84*32*24.1	85*34*138	89.5*37.5*35.5	13.2	15.15	235	571
XSC2-D8A	25款2列8门A(16格)	84*32*24.1	85*34*138	89.5*37.5*35.5	13.6	15.55	235	571
XSC2-D10B	25款2列10门B(18格)	84*32*29.5	85*34*172	89.5*37.5*43.5	16.5	18.6	192	466
XSC2-D10A	25款2列10门A(20格)	84*32*29.5	85*34*172	89.5*37.5*43.5	16.95	19.15	192	466



SC2-D4C



SC2-D6C



SC2-D10C




SC2-D8C

Model No.	CN Name	Unfold Size (cm)	Folded Size	Carton Size	N.W	G.W	20'FT	40'HQ
SC2-D4C	V2.0包/靴柜 2列4门C(4格)	85*34*70	85*34*16	89.5*37.5*25	7.07	8.456	428	1039
SC2-D6C	V2.0包/靴柜 2列6门C(6格)	85*34*104	85*34*22.8	89.5*37.5*36	10.31	12.07	303	737
SC2-D8C	V2.0包/靴柜 2列8门C(8格)	85*34*138	85*34*30	89.5*37.5*46	13.67	15.72	235	571
SC2-D10C	V2.0包/靴柜 2列10门C(10格)	85*34*172	85*34*37	89.5*37.5*56.5	16.77	19.05	192	466



Model No.	CN Name	Folded Size	Unfold Size (cm)	Carton Size	N.W	G.W	20-FT	40-HQ
WSC2-D4A	大金刚四层鞋柜	96*32*16.5	97*34*70	101.5*37.5*25.5	8.7	11.1	245	597
WSC2-D4B	大金刚四层短靴柜	96*32*16.5	97*34*70	101.5*37.5*25.5	8.1	10.5	245	597
WSC2-D4C	大金刚四层全靴柜	96*32*16.5	97*34*70	101.5*37.5*25.5	7.6	10	245	597
WSC2-D6A	大金刚六层鞋柜	96*32*23.5	97*34*104	101.5*37.5*36.5	13.2	15.65	180	438
WSC2-D6B	大金刚六层短靴柜	96*32*23.5	97*34*104	101.5*37.5*36.5	12.6	15.1	180	438
WSC2-D6C	大金刚六层全靴柜	96*32*23.5	97*34*104	101.5*37.5*36.5	11.6	14.1	180	438
WSC2-D8A	大金刚八层鞋柜	96*32*30.5	97*34*138	101.5*37.5*46.5	17.7	20.2	142	345
WSC2-D8B	大金刚八层短靴柜	96*32*30.5	97*34*138	101.5*37.5*46.5	17.1	19.55	142	345
WSC2-D8C	大金刚八层全靴柜	96*32*30.5	97*34*138	101.5*37.5*46.5	15.6	18	142	345
WSC2-D10A	大金刚十层鞋柜	96*32*37.5	97*34*172	101.5*37.5*57	22.2	24.8	116	283
WSC2-D10B	大金刚十层短靴柜	96*32*37.5	97*34*172	101.5*37.5*57	21.6	24.15	116	283
WSC2-D10C	大金刚十层全靴柜	96*32*37.5	97*34*172	103.5*40*58	19.6	22.15	116	283



Model No.	CN Name	Folded Size	Unfold Size (cm)	Carton Size	N.W	G.W	20-FT	40-HQ
WSTC2-D4A	大金刚四层鞋柜 (侧透款)	96*32*16.5	97*34*70	101.5*37.5*25.5	9.4	11.8	245	597
WSTC2-D4B	大金刚四层短靴柜 (侧透款)	96*32*16.5	97*34*70	101.5*37.5*25.5	8.8	11.2	245	597
WSTC2-D4C	大金刚四层全靴柜 (侧透款)	96*32*16.5	97*34*70	101.5*37.5*25.5	8.3	10.7	245	597
WSTC2-D6A	大金刚六层鞋柜 (侧透款)	96*32*23.5	97*34*104	101.5*37.5*36.5	14.3	16.7	180	438
WSTC2-D6B	大金刚六层短靴柜 (侧透款)	96*32*23.5	97*34*104	101.5*37.5*36.5	13.7	16.2	180	438
WSTC2-D6C	大金刚六层全靴柜 (侧透款)	96*32*23.5	97*34*104	101.5*37.5*36.5	12.7	15.2	180	438
WSTC2-D8A	大金刚八层鞋柜 (侧透款)	96*32*30.5	97*34*138	101.5*37.5*46.5	19.1	21.6	142	345
WSTC2-D8B	大金刚八层短靴柜 (侧透款)	96*32*30.5	97*34*138	101.5*37.5*46.5	18.5	21	142	345
WSTC2-D8C	大金刚八层全靴柜 (侧透款)	96*32*30.5	97*34*138	101.5*37.5*46.5	17	19.4	142	345
WSTC2-D10A	大金刚十层鞋柜 (侧透款)	96*32*37.5	97*34*172	101.5*37.5*57	24	26.6	116	283
WSTC2-D10B	大金刚十层短靴柜 (侧透款)	96*32*37.5	97*34*172	101.5*37.5*57	23.4	26	116	283
WSTC2-D10C	大金刚十层全靴柜 (侧透款)	96*32*37.5	97*34*172	103.5*40*58	21.4	24	116	283

**FSSC2-D6A**



FSSC2-D6A-BKR  
Black+Rose

Optional colors



FSSC2-D6A-BEP  
Blue+Pink



FSSC2-D6A-GNG  
Green+Gray

**FSSC2-D6B**



FSSC2-D6B-BEP  
Black+Rose

Optional colors



FSSC2-D6B-BEP  
Blue+Pink



FSSC2-D6B-GNG  
Green+Gray

**FSSC2-D8A**



FSSC2-D8A-BKR  
Black+Rose

Optional colors



FSSC2-D8A-BEP  
Blue+Pink



FSSC2-D8A-GNG  
Green+Gray

**FSSC2-D8B**



FSSC2-D8B-BEP  
Black+Rose

Optional colors



FSSC2-D8B-BEP  
Blue+Pink



FSSC2-D8B-GNG  
Green+Gray

**FSSC2-D10A**



FSSC2-D10A-BKR  
Black+Rose

Optional colors



FSSC2-D10A-BEP  
Blue+Pink



FSSC2-D10A-GNG  
Green+Gray

**FSSC2-D10B**



FSSC2-D10B-BEP  
Black+Rose

Optional colors



FSSC2-D10B-BEP  
Blue+Pink



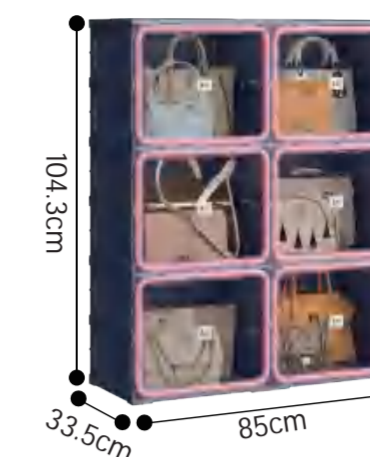
FSSC2-D10B-GNG  
Green+Gray

Model No.	CN Name	N.W	G.W	Folded Size	Unfold Size (cm)	Carton Size	20'GP	40'HQ
FSSC2-D6A	2025潮流款双列鞋柜 2列6门A(12格)	11.5	13	84*32*18.7	85*33.5*104.3	89.5*37.5*27.5	303	737
FSSC2-D6B	2025潮流款双列短靴 2列6门B(10格)	11	12.5					
FSSC2-D8A	2025潮流款双列鞋柜 2列8门A(16格)	15.1	16.9	84*32*24.1	85*33.5*138.3	89.5*37.5*35.5	235	571
FSSC2-D8B	2025潮流款双列短靴 2列8门B(14格)	14.6	16.4					
FSSC2-D10A	2025潮流款双列鞋柜 2列10门A(20格)	18.9	20.8	84*32*29.5	85*33.5*172.3	89.5*37.5*43.5	192	466
FSSC2-D10B	2025潮流款双列短靴 2列10门B(18格)	18.4	20.3					




**FSSC2-D6C**

FSSC2-D6C-BKR  
Black+Rose



**FSSC2-D6C**

FSSC2-D6C-BKR  
Blue+Pink



**FSSC2-D6C**

FSSC2-D6C-BKR  
Green+Gray



**FSSC2-D8C**

FSSC2-D8C-BKR  
Black+Rose




**FSSC2-D8C**

FSSC2-D8C-BKR  
Blue+Pink



**FSSC2-D8C**

FSSC2-D8C-BKR  
Green+Gray



**FSSC2-D10C**

FSSC2-D10C-BKR  
Black+Rose



**FSSC2-D10C**


FSSC2-D10C-BKR  
Blue+Pink



**FSSC2-D10C**

FSSC2-D10C-BKR  
Green+Gray


Model No.	CN Name	N.W	G.W	Folded Size	Unfold Size (cm)	Carton Size	20'GP	40'HQ
FSSC2-D6C	2025潮流款双列全包 2列6门C(6格)	10	11.5	84*32*18.7	85*33.5*104.3	89.5*37.5*27.5	303	737
FSSC2-D8C	2025潮流款双列全包 2列8门C(8格)	14.6	15.1	84*32*24.1	85*33.5*138.3	89.5*37.5*35.5	235	571
FSSC2-D10C	2025潮流款双列全包 2列10门C(10格)	16.5	18.4	84*32*29.5	85*33.5*172.3	89.5*37.5*43.5	192	466



## PRODUCT PARTS DISPLAY



## INSTALLATION INSTRUCTINS




**FSSC1-D3**  
FSSC1-D3-BKR  
Black+Rose



**FSSC1-D3**  
FSSC1-D3-BEP  
Blue+Pink



**FSSC1-D3**  
FSSC1-D3-GNG  
Green+Gray



**FSSC1-D6**  
FSSC1-D6-BKR  
Black+Rose




**FSSC1-D6**  
FSSC1-D6-BEP  
Blue+Pink

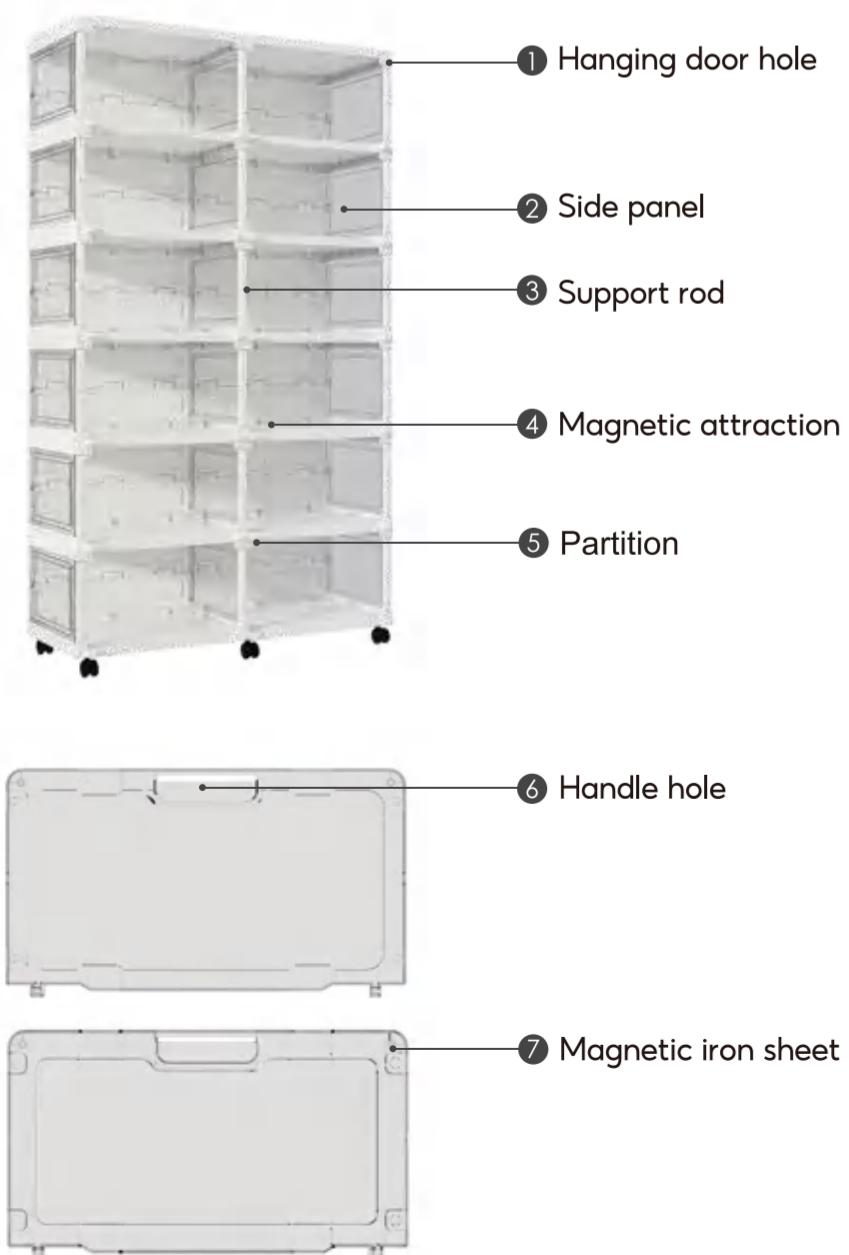


**FSSC1-D6**  
FSSC1-D6-GNG  
Green+Gray

Model No.	CN Name	N.W	G.W	Folded Size	Unfold Size (cm)	Carton Size	20'GP	40'HQ
FSSC1-D3-BKR	2025潮流款单列鞋柜 1列3层3门(3格)黑玫	3.1	3.7	45*34.5*10.5	45*34.5*53.8	48*37.5*12	1300	3150
FSSC1-D3-BEP	2025潮流款单列鞋柜 1列3层3门(3格)蓝粉							
FSSC1-D3-GNG	2025潮流款单列鞋柜 1列3层3门(3格)绿灰							
FSSC1-D6-BKR	2025潮流款单列鞋柜 1列6层6门(6格)黑玫	6.1	6.8	45*34.5*18.5	45*34.5*105.5	48*37.5*20	780	1890
FSSC1-D6-BEP	2025潮流款单列鞋柜 1列6层6门(6格)蓝粉							
FSSC1-D6-GNG	2025潮流款单列鞋柜 1列6层6门(6格)绿灰							



## PRODUCT PARTS DISPLAY




## INSTALLATION INSTRUCTINS



Model No.	CN Name	Unfold Size (cm)	Folded Size	Carton Size	N.W	G.W	20'FT	40'HQ
STA1-D2	篮球鞋盒A款 一列二层	38.5*29.5*43.5	38.3*29.2*11.5	45*35*19	2.67	3.64	910	2245
STA1-D4	篮球鞋盒A款 一列四层	38.5*29.5*84.5	38.5*29.5*20.5	45*35*39	5.15	6.68	440	1100
STA1-D6	篮球鞋盒A款 一列六层	38.5*29.5*125.5	38.5*29.5*29.5	45*35*52	7.62	9.58	335	820
STA2-D8	篮球鞋盒A款 两列四层八门	74.5*29.5*(84.9+3.6CM)	74.5*29.5*(20.9+3.6CM)	81*35*39	9.67	11.93	245	610
STA2-D12	篮球鞋盒A款 两列六层十二门	74.5*29.5*(125.9+3.6CM)	74.5*29.5*(29.9+3.6CM)	81*35*52	13.98	16.83	180	450
STA2-D16	篮球鞋盒A款 两列八层十六门	74.5*29.5*(166.9+3.6CM)	74.5*29.5*(38.9+3.6CM)	81*35*65	18.25	21.47	145	360




## FUNCTION



Model No.	CN Name	Unfold Size (cm)	Packing Size (cm)	N.W (KG)	G.W (KG)	20'FT	40'HQ	
AT-B01	超控者 智能鞋盒	37*27.5*27	41*32.5*32.5	1PC/CTN	3.2	4.1	646	1570
			61.5*41*32.5	2PCS/CTN	6.3	7.53	341	830
			61.5*41*61.5	4PCS/CTN	12.5	14.4	180	438

# PRODUCT PARTS DISPLAY

## Integrated compressed storage box



## Optional colors



# INSTALLATION INSTRUCTINS

**1 Expand the box**  
Take out the product and unfold the storage box. Fold the compression bag inward.

**2 Place the pressed velvet board**  
Place the cloth flat and place the compressed board on top.

Status after placement

**3 Close the compression bag**  
Pull out the mouth of the compression bag and seal the zipper with a sealing clip.

▲ Seal clip on top of the box lid

Move back and forth, pinch tightly

**4 Turn the air valve counterclockwise to open it**  
Rotate counterclockwise to open the air valve.

▲ Rotate counterclockwise to open the air valve

**5 Start pumping**  
Pressing the exhaust or use an electric vacuum pump to exhaust, and close the vacuum pump.

▲ Rotate clockwise to close the air valve

**6 Double fixation**  
Close the cover plate buckle and fix the two sides of the strap.

Four side buckle

Bilateral straps



CN Name	EN Name	Folded Size	Unfold Size (cm)	Sku No.	Description	N.W	G.W	Carton Size	20'GP	40'HQ
压缩收纳箱	Spring-Loaded Fabric Vacuum Storage Box	54.7*41.9*15	54.7*41.9*37.5	CB-WH-1P-NP	1pc/CTN No Pump	3.6	4.1	56.5*43*16	720	1750
				CB-WH-1P-NP	1pc/CTN With Pump	3.8	4.3			
				CB-WH-2P-NP	2pcs/CTN No Pump	7.2	7.9	56.5*43*30	384CTNs /768PCS	933CTNs /1866PCS
				CB-WH-2P-NP	2pcs/CTN With 1 Pump	7.4	8.4			
				CB-WH-4P-NP	4pcs/CTN No Pump	14.4	15.4	56.5*43*58.5	197CTNs /788PCS	478CTNs /1912PCS
				CB-WH-4P-NP	4pcs/CTN With 1 Pump	14.6	15.6			